

CALLIGRAPHY CRUSH

MAGAZINE

Watercolor
WONDERS

DON'T GET LOST
in *Space-ing*
BY TAMER GHONEIM

**SECRET MESSAGE:
FOLDING CARD
TUTORIAL**

**VINTAGE
TREASURES
FOR YOUR
STUDIO**

DISCOVER
**Fraktur
Folk Art**
DONNA SELFRIDGE
SPANGLER





BENEATH SUCULENT BLOOMS ARE NESTLED
WEE CREATURES MEANDERING FROM STEM TO STEM
GATHERING NECTAR BUZZING WITH CONTENTMENT
AS WINGS TAKE FLIGHT INTO SUMMER SKIES.



More Watercolor Wonders

INSPIRATION GALLERY

Calligraphers Connie Furgason, Jessie Kate Gibbons, Lexi DeConti, Sally King McBride, and Rachel Tieken share some of their watercolor work in this inspiration gallery. Enjoy learning the stories of their artwork as well what tools and supplies they reach for to design their lovely creations.

CONNIE FURGASON

Bees and Nature

I was experimenting with painting and writing on Japanese and handmade paper. The

background is Japanese paper with text written with a mix of Winsor Newton Gouache and Daler Rowney white liquid acrylic ink with a 3/4 mm Hiro nib.

Free Form Florals

Very quickly done, loose “essence” florals with Winsor Newton and Lucas watercolors, #3h graphite pencil and text done with 1/2mm Hiro nib using white Winsor Newton Gouache on Arches 140 lb cold press paper.



CONNIE FURGASON | FREE FORM FLORALS



Thank You Greeting Card

Over the years I have done a series of greeting cards both in “one of a kind” as well as for print.

This sample is done on a blank Strathmore watercolor with florals painted with Daniel Smith and Winsor Newton watercolor, ½” flat watercolor brush.

Poppies

This piece was done on Arches 140 lb Hot Press watercolor paper. It was based on a class I was offering combining my “Very Free Versals” along with loose watercolor poppies. I have loved poppies ever since they were a prominent part of my mother’s gardens on our farm in Southern Alberta, Canada where I grew up.





SPIRING
WILL COME
AND WE
WILL
have laugh
dances
AND SING AGAIN!

Hollyhocks

Another piece reflective of my growing up years when I would visit my great-grandmother's garden. Although her garden was small, it was filled with glorious blooms of all kinds. I remember the Hollyhocks being taller than I was as I wound my way through the tight pathways between the flowers. I can still smell the flowers.

Strathmore watercolor paper, Daniel Smith and Winsor Newton watercolors, ½" flat watercolor brush


Text: Winsor Newton Gouache with Hiro 1/2mm nib

I then sealed the paper with a medium then affixed it to a canvas. The bees were drawn and painted on the Japanese paper then cut out and affixed to the piece.

Circle portion done on St Armand handmade paper with florals painted with Winsor Newton and Daniel Smith watercolor. Gold text written in Schminke gold gouache. Outside border text in graphite and Micron Pigma liner, size 01.

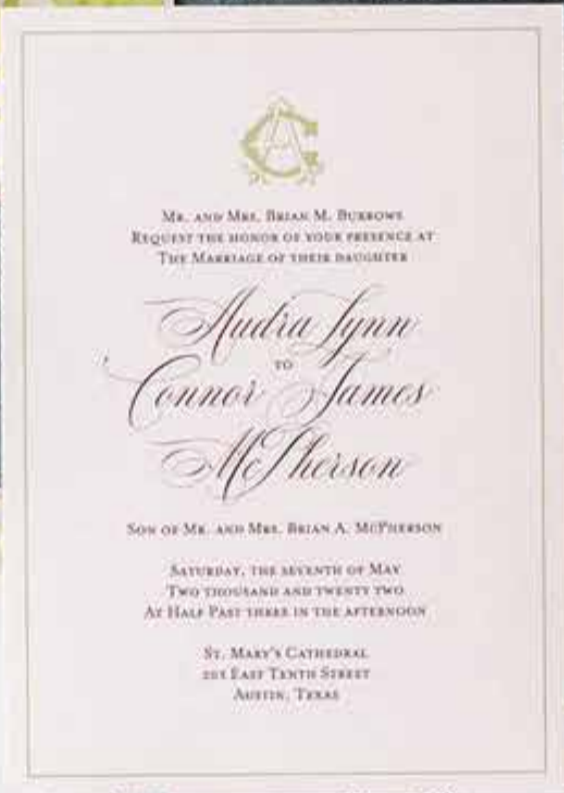
Nature Will Help Us

Many have done COVID pieces and I did this one in moment of knowing that we would get through that difficult time. I had been doing some work on unbleached muslin fabric and did this little piece with Daniel Smith watercolors ½" flat watercolor brush. The text was written out in Sumi ink with a 1/2mm Hiro nib.



CONNIE FURGASON | NATURE WILL HELP US





JESSIE KATE GIBBONS

The name of my company Papergarten largely sprung as inspiration from Frida Kahlo's quotation: "I paint flowers so they do not die." The consistent thread in my work is florals and an excess of color—something you don't see as often in the wedding paper industry. My favorite places to pull inspiration from are vintage botanical books and bouquets.

I'm very much a maximalist with painting and paper and I'm lucky enough to work with couples and clients who are open to that.

Supplies I can't live without: Pelikan opaque paints, Winsor & Newton professional watercolors, Dr. Ph. Martin's bleedproof

white. I am fiercely loyal to the Winsor & Newton university series brushes. I don't enjoy painting with other brushes.

I do my best to fill empty, often unused, spaces (like the back of invitation cards) with patterns and colors.

ATTRIBUTIONS

Audra + Connor

Planning: @ashleynicoleaffair

Photography: @caitlinrosephoto,
@alyssanikolephoto

Florist: @lovelily.flowers

Watercolor Artist/Stationery: @papergarten

Vintage Stamps: @enfieldpost

Monogram: @shulerstudio



JESSIE KATE GIBBONS - EMMA + DIEGO

PLEASE JOIN US FOR A
Rice & Shine Brunch
 SEE YOU KNIGHT & SHIRT
 NOFT: THE RECEIPT OF
 1324 Camino de Cruz
 Santa Fe, New Mexico
 10AM-12PM, COMFY & CASUAL ATTIRE




Details
 IN FORWARD YOU MEETING YOU IN SANTA FE, NEW MEXICO
 WEEKEND OF OCTOBER 28TH. WE HAVE DETAILED THE
 LOCAL VENUES TO VISIT BELOW, AND WARE SORE TO SEE
 THE CARD FOR A HELPERS MAY YOU.

William Dinner & Cocktail Party
 TUESDAY, OCTOBER 25 AT THE DIK ROOMS
 REFRESHING TO FOLLOW

Evening Dinner & Reception
 SATURDAY, OCTOBER 27 AT THE LA FORDS 4:30PM
 WITH THE DRINKS BEING ALSO TO THE DINNER

Rice & Shine Brunch
 SUNDAY, OCTOBER 28 AT THE HOME OF
 LILY KRAMLICH-TAYLOR AND WILLIAM TAYLOR
 10AM-12PM

PLEASE SAVE THE WEDDING WEBSITE FOR ADDITIONAL
 INFORMATION ON TRAVEL, EVENTS, HOTELS & MORE!
 KRAMLICHTAYLORWEDDING.COM



Lily Kramllich Taylor and William Taylor
 REQUEST THE PLEASURE OF YOUR COMPANY
 AT THE WEDDING OF THEIR DAUGHTER

Lily Kramllich Taylor
 TO
Hayden Wayne Smith

SATURDAY, THE TWENTY-EIGHTH OF OCTOBER
 SEVEN PAST FOUR IN THE AFTERNOON

LA FORDA HOTEL
 SANTA FE, NEW MEXICO

Quizzes & dancing to follow
 SANTA FE BLACK TIE OUTFIT



Kindly Reply
 BY SEPTEMBER 10, 2022

Accept with pleasure *Regrettably not*

PLEASE INDICATE THE CHECKS INCLUDING THE CASH CHECKS

FOOD & TAXES _____ SHOWING CHECKS _____ VISAS FORLAND

MY ALLERGIES TO HAVE:



Emma + Diego

One of my favorite suites I've ever painted. It was a blast working with more non-traditional wedding colors. Also loved that we got to explore a trifold vs. a standard 5x7 invite.

Photographer: @paigevaughnphoto

Monogram: @shulerstudio

Watercolor Artist/Stationery:@
papergarten



Lily + Hayden

Received permission from La Fonda Santa Fe to paint the tiles present in their hotel. Loved leaning into the fall colors! These are my favorite colors to work with for late summer/fall weddings.

Photographer: @paigevaughnphoto

Paintbrushes

Paige Vaughn Photo | PVP Brands

Champagne Bottles

Paige Vaughn Photo | PVP Brands



JESSIE KATE GIBBONS



Details

Accommodations
We recommend the Barcelo Hotel
in Ourense, Spain
Discount Code: Medina2022

Transportation
On wedding day, shuttles will
be provided to and from the
Barcelo Hotel & NH Ourense Hotel

Dinner
Our dinner courses will be
tailored to accommodate
food allergies or dietary restrictions.
For more details on
please visit our wedding website:



Pazo Tizón Vineyard



Catedral de Ourense

Galicia, Spain
Kaitlyn & Andre

Ourense

TOGETHER WITH THEIR PARENTS
Kaitlyn Marie O'Connell
AND
Andre Antonio Medina
INVITE YOU TO CELEBRATE THEIR MARRIAGE
FRIDAY, THE FOURTEENTH OF OCTOBER
TWO THOUSAND AND TWENTY-TWO
AT HALF AFTER FIVE IN THE AFTERNOON
PAZO TIZÓN VINEYARD
OURENSE, SPAIN
COCKTAILS, DINNER, AND DANCING TO FOLLOW
COCKTAIL ATTIRE

Spain Destination Wedding

I was planning an (unrelated) summer trip to Spain when I was working on this wedding stationery, so I was more inspired than ever to include touches of the local art, culture, and scenery when I put together this stunning, Spanish tile-inspired stationery suite.

Supplies: Winsor & Newton professional watercolor tubes; Princeton and Grumbacher brushes; Adobe Photoshop and Illustrator

Welcome to Cohasset

This watercolor map was created to go with an invitation suite for a wedding in Cohasset, Massachusetts. Maps are so fun for guests to receive, and they allow me to add lots of fun color and personalization to otherwise traditional stationery.

Supplies: Winsor & Newton professional watercolor tubes; Dr. Ph Martin's Hydrus liquid watercolor; Princeton and Grumbacher brushes; Adobe Photoshop and Illustrator



Small Flowers Chapel
146 Grand Avenue
Falmouth, Massachusetts
COCKTAILS, DINNER, AND BREAD
as half price for
The Pappanasi 1...
MASSACHUSETTS
WALL ATYRE

...you to the Flying Bridge for
details the night before the wedding

The Flying Bridge
-20-GRANT
Falmouth, MA 01906



Kindly Reply
By July 1, 2022

M _____

ACCEPTED WITH PLEASURE DECLINED WITH REGRET
Please initial your guest's entree selection

FILET MIGNON BOILED SCROB
VEGETARIAN

Dietary Restrictions: _____

Will you be using our transportation service to get to/from reception?
 Yes No



Small Flowers Chapel
146 Grand Avenue
Falmouth, Massachusetts
COCKTAILS, DINNER, AND BREAD
as half price for
The Pappanasi 1...
MASSACHUSETTS
WALL ATYRE

Wedding on the Cape

Sailboats, hydrangeas, and shades of blue are all timeless choices for Cape Cod wedding invitations. I love the way this one includes a watercolor painting of Falmouth Harbor that continues seamlessly from the front to the back of the RSVP card.

Supplies: Winsor & Newton professional watercolor tubes; Princeton and Grumbacher brushes; Adobe Photoshop and Illustrator

Kindly Reply

So many of the couples I work with on watercolor wedding invitations want to feature their beloved pet in some way, and the reply card is a perfect place to do that. I love how we added a little love letter to this precious doodle's portrait.

Supplies: Winsor & Newton professional watercolor tubes; Princeton and Grumbacher brushes; Adobe Photoshop and Illustrator

Garden Grad Party

This graduation party invitation is full of lots of cute little floral illustrations in a lovely summer color palette. What has to be my favorite part, though, is the mix of fun watercolor typography—especially “2022” crafted out of floral illustrations!

Supplies: Winsor & Newton Professional Watercolor Tubes; Princeton and Grumbacher brushes; Adobe Photoshop and Illustrator



LEXI DECONTI | KINDLY REPLY



*Let's Celebrate
Olivia!*

CLASS OF

2022

*Saturday, June 25, 2022
at 2 pm.*

NORTH PROVIDENCE, R.I.

Kindly RSVP by June 1

TEXT THEA at



NORTH PROVIDENCE, R.I.
02911



SALLY KING MCBRIDE

Sally with her NYC Alphabet on the steps of The Met, her former workplace.

"I have 15 Alphabet themes ranging from Woodland to Paris, Dessert to Flowers, Animals to Construction—each one telling a unique story, and bringing joy and beauty to children and their families."

Tools and supplies she loves:

Arches Watercolor paper,
140-300 lb Cold Press,
Princeton watercolor brushes,
often in size 0 or smaller, for detail!
Watercolor Paints: Holbein, Daniel
Smith, Winsor & Newton







RACHEL TIEKEN



DAVID

Kindly Reply
BY THE THIRTEENTH OF MA



Wedge Salad

Chicken Roulade
with sweet corn and
red pepper sauce

Wedding Cake



Wedge Salad

Catch with
Garden Herbs
and
summer squash

Wedding Cake

RACHEL TIEKEN

Rachel's favorite tools and supplies:

- Go-to Calligraphy Procreate Brushes: [Isidore & Augustine](#)
- Go-to Watercolor Procreate Brushes: [Lisa Glanz](#)
- [Greenleaf and Blueberry Watercolors](#) (love the CMYK) palette – “I have a tendency to desaturate my colors too much, and sometimes I don’t notice I’m doing it. This palette helps me keep those bright, vibrant colors.”
- Holbein Acrylic Gouache
- [Rosemary and Co Brushes](#), pointed round brushes (series 301) are my go-tos in sizes 2/0, 1, & 2 for small scale work.
- 140 lb hot press watercolor paper



RACHEL TIEKEN





RACHEL TIEKEN

Rachel's Work Process

Rachel likes to paint large repeating patterns of flowers, vines, and other subjects for her invitation designs. She can then scan different parts of the pattern or an entire repeating pattern for the back of the

invitation and envelope liners. She prints wallpaper and fabric from her designs.

Rachel prefers painting by hand rather than painting in Procreate, although she sometimes tweaks her work in Procreate to save time. "I can add a little leaf here and there, add more

definition to parts of the painting, then save it and take it back to Photoshop or Illustrator.”

After she receives the design brief from a client, she likes to let ideas percolate for a while. “I work pretty quickly, so for a typical invitation suite it takes me about six to ten hours total time to paint and put the designs together. But my contract allows for eight to ten weeks of design and production time, so I have plenty of time to think about the design before I start it.”

“I use Procreate to do some quick thumbnails with the general outline and color palette to show the client what I’m thinking. After receiving their feedback, I devote my time to the artwork and calligraphy. If there are any edits it’s usually minor text things.” Rachel

handles the printing of the invitations and paper goods herself, using her favorite local printer.

For a recent order of 24 table signs, she used Procreate to assemble scans of her hand-painted flowers and numbers and had them printed by her printer. She’s pretty fast at painting by hand, but for 24 signs it was faster to take advantage of technology to get the job done.

For another table signs order, the wedding theme was Mexican-Chinese fusion. They wanted to do signs that were a combination of loteria cards and mahjong tiles. “I drew a line drawing for each illustration, scanned them, then sent them to my laser cutting vendor to cut out of wood.” Rachel then used watered-



RACHEL TIEKEN



...T FRIEND
Table Eight



EL PAJARITO
Table Five



THE SPARROW
Table Two



LA LU
Table E



SANDIA
Table Thirteen



ED
Table Six



LA CHALUPA
Table Three



GRE
Table



...VIENTE
Table Travel



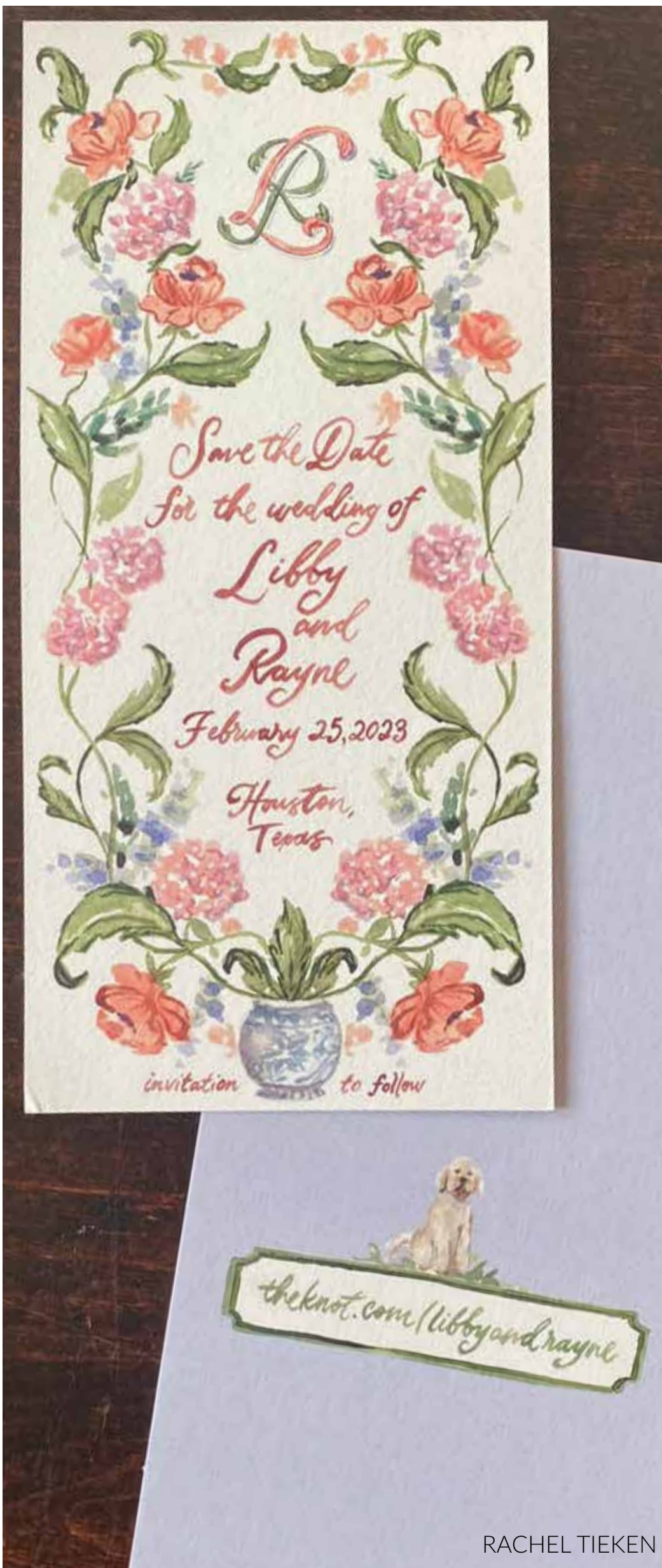
EL MUNDO
Table Ten



...D BING
Table Four



EL GA
Table



RACHEL TIEKEN

down gouache to hand paint all the wood signs. The results are fabulous!

Clients like to use these type of signs for Christmas ornaments or to frame for display. "Whenever I have something laser-engraved, whether it's wood or acrylic, I like to add hand-painted details to it to warm it up."

One recent table sign project involved painted venue illustrations, with a different venue design for each table. The price for these amazing signs was about \$45-55 each. "They are labor intensive, but a lot of fun." Her next big table sign project is designing and painting 30 music venues from around the country.

Onsite Paintings


Rachel offers onsite painting at weddings, where she paints a scene while the guests are allowed to watch. It offers an extra layer of fun for the guests, and a unique memento for the married couple.

Most of her paintings are 18" x 24". When she first offered this service, clients wanted larger paintings but this ended up being too much. "This size is in that sweet spot but is still pretty large."

Rachel arrives at the venue a few hours early and takes photos of the reception area from different angles. She then decides which position she likes best, then gets to work sketching and painting the room, using her iPad to show the photos. She works in acrylic paints since they dry fast.

After the couple arrives, Rachel videos their first dance than goes through the video looking for still shots that will work for the couples' pose. She then paints them in the picture. "People love watching the painting transform. In the beginning phase it's kind of ugly. But later they'll walk by and it's fun to see their faces as they watch the painting come together."

The entire process takes about six hours from arrival to finished painting. She usually almost finishes the painting by the end of the reception, then takes it back to her studio for finishing touches. "I like to look at the painting in natural light and make minor tweaks to the details. The big challenge is that the light changes from dinner, to the first dance, to everyone dancing, and you have purple, blue, and green lights going on. So you have to make a conscious decision at the beginning of what colors you are going to use and stick with them throughout all the lighting changes."

Rachel accepts about six to eight onsite painting events per year. "It's super fun but it's a ton of work and very involved." 



RACHEL TIEKEN



RACHEL TIEKEN





RACHEL TIEKEN